

# Lisa 44-B XL

Wandaußenmaß: 360 x 360 cm

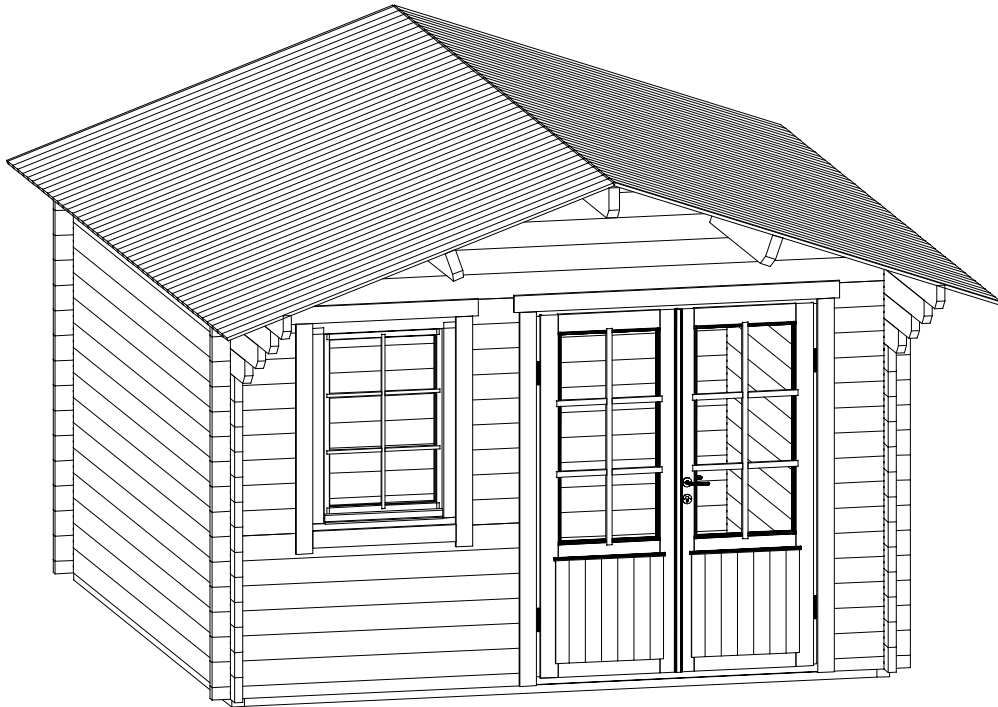
Bohlenstärke: 44 mm



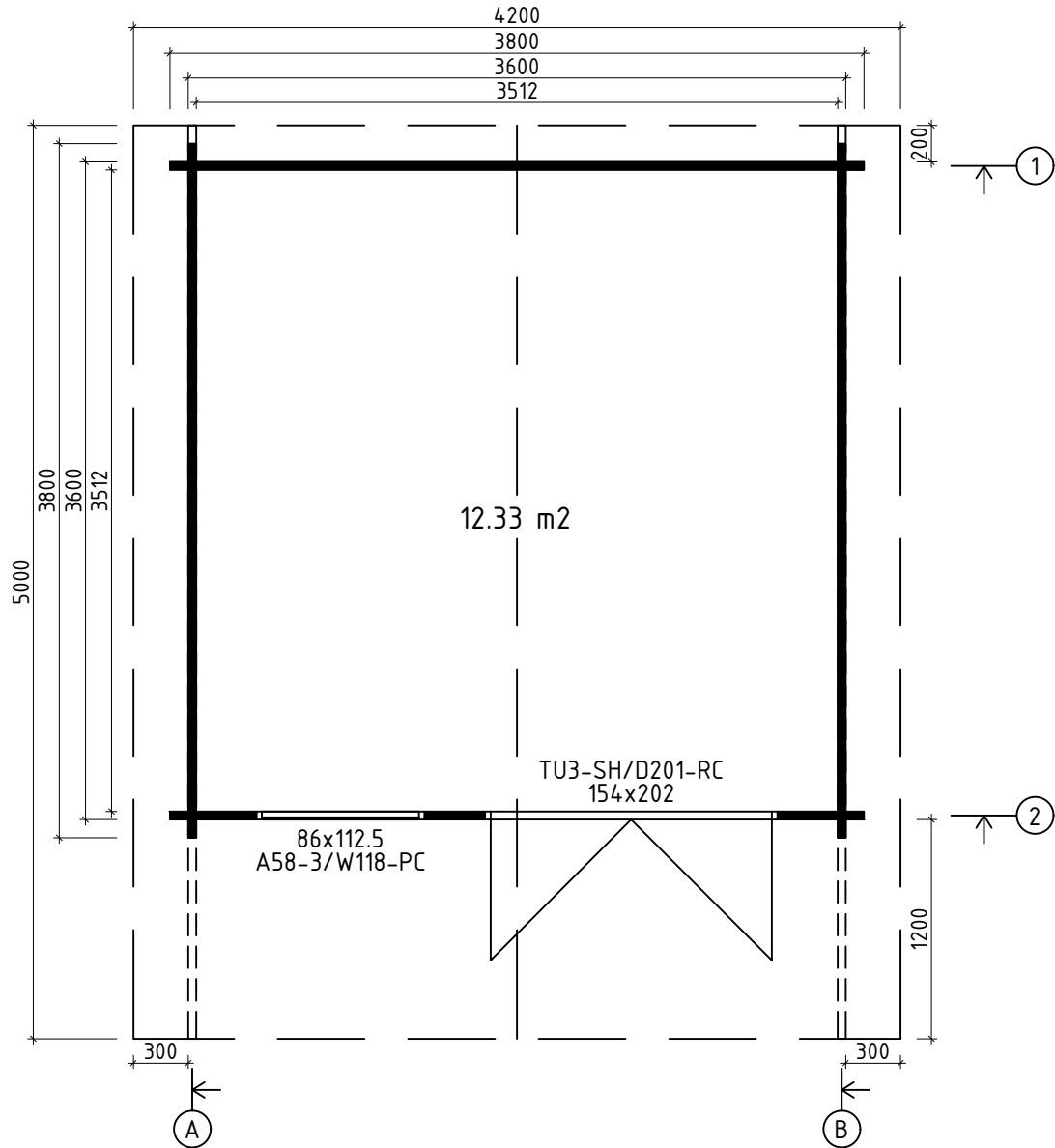
Kontrolliert durch:

Achtung: Alle angegebenen Maße sind ca.-Maße!

# 3D-Darstellung Lisa 44-B XL

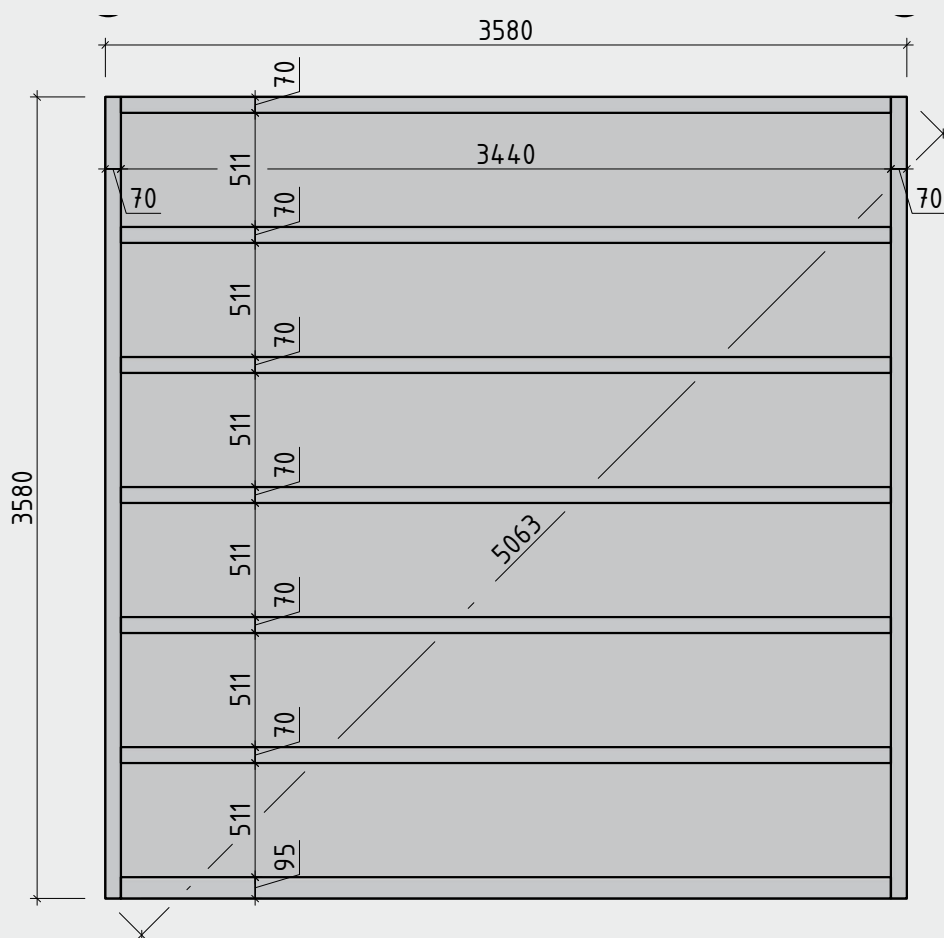


# Grundriss Lisa 44-B XL



# Lagerholzplan und Fundamentplan Lisa 44-B XL

Wir empfehlen als Fundament für Ihr Gartenhaus eine vollflächig,  
festgegründete gepflasterte oder betonierte Fläche.  
Wahlweise ist auch ein Punkt- oder Streifenfundament möglich.



Q4 – Qualitätsklasse für Fenster und Türen



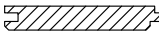

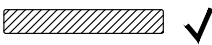














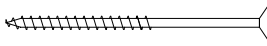
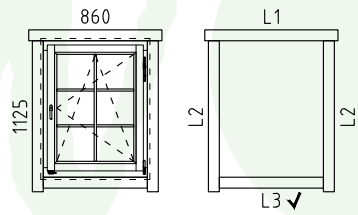
# Teileliste 1

## Lisa 44-B XL

Pos		Stck	Profil (mm)	Länge (mm)
001		1	44x135	5000
002		1	44x135	5000
003		2	44x135	4610
004		2	44x135	4320
005		2	44x135	4030
006		2	44x135	3800
007		26	44x135	3800
008		1	44x135	3800
009		16	44x135	3800
010		1	44x68	3800
011		2	44x135	3128
012		2	44x135	2361
013		1	44x68	1726
014		5	44x135	1726
015		1	44x135	1726
016		2	44x135	1593
017		1	44x68	474
018		24	44x135	474
019		4	44x135	389
020		9	44x135	332
FH3	FUNDAMENTHÖLZER (imprägniert) 	1	95x45	3440
FH1	FUNDAMENTHÖLZER (imprägniert) 	2	70x45	3580
FH2	FUNDAMENTHÖLZER (imprägniert) 	6	70x45	3440
PF1	PFETTEN 	3	58x170	5000
	DACHBRETTEN 	90+1	113x18	2226

# Teileliste 2

## Lisa 44-B XL

Pos		Stck	Profil (mm)	Länge (mm)
	FUSSBODENBRETTER 	32+1	113x18	3507
	FUSSBODENLEISTEN 		18x40	15,0 lfm
G02-1	GIEBELBRETTER 18x120  19,4°	4	18x120	2306
G06-1	GIEBELDECKLEISTEN 18x58 	4	18x58	2306
T01-1	TRAUFENBRETTER 18x95 	2	18x95	5000
T06-1	TRAUFENLEISTEN 18x40 		18x40	10,0 lfm
GS	Giebelsegment 	2		
SH	Schlaghölzer 	3		
ML1	Metallstange 	1	D10	14.40
KL1	Gewindestange M8 	4	M8	2000
KL2	Gewindestange M8 	4	M8	325
KV M UT M8	Mutter M8 	8	M8	
KV S EIB M8X25	U-Scheibe M8 Ø25 	8	M8	
KV MU TJ M8	Befestigungsmutter M8 	4	M8	
NG04	NÄGEL 2.5x50 Dachbretter Fussbodenbretter 	988		
SR32	SCHRAUBEN 3.0x30 Fussbodenleisten Traufenleisten 40x18 	48		
SR37	SCHRAUBEN 3.5x45 Giebelbretter, Traufenbretter Giebelsegment, Fenster- und Türleisten 	112		
SR57	SCHRAUBEN 5.0x100 Fundamenthölzer 	36		
	FENSTER <u>Q4</u>  A58-3/W118-PC L1 18x95 L=1100mm 2x L2 18x95 L=1245mm 4x L3 18x95 L=860mm 2x ✓	1	W4-S44P-06C-08601125	

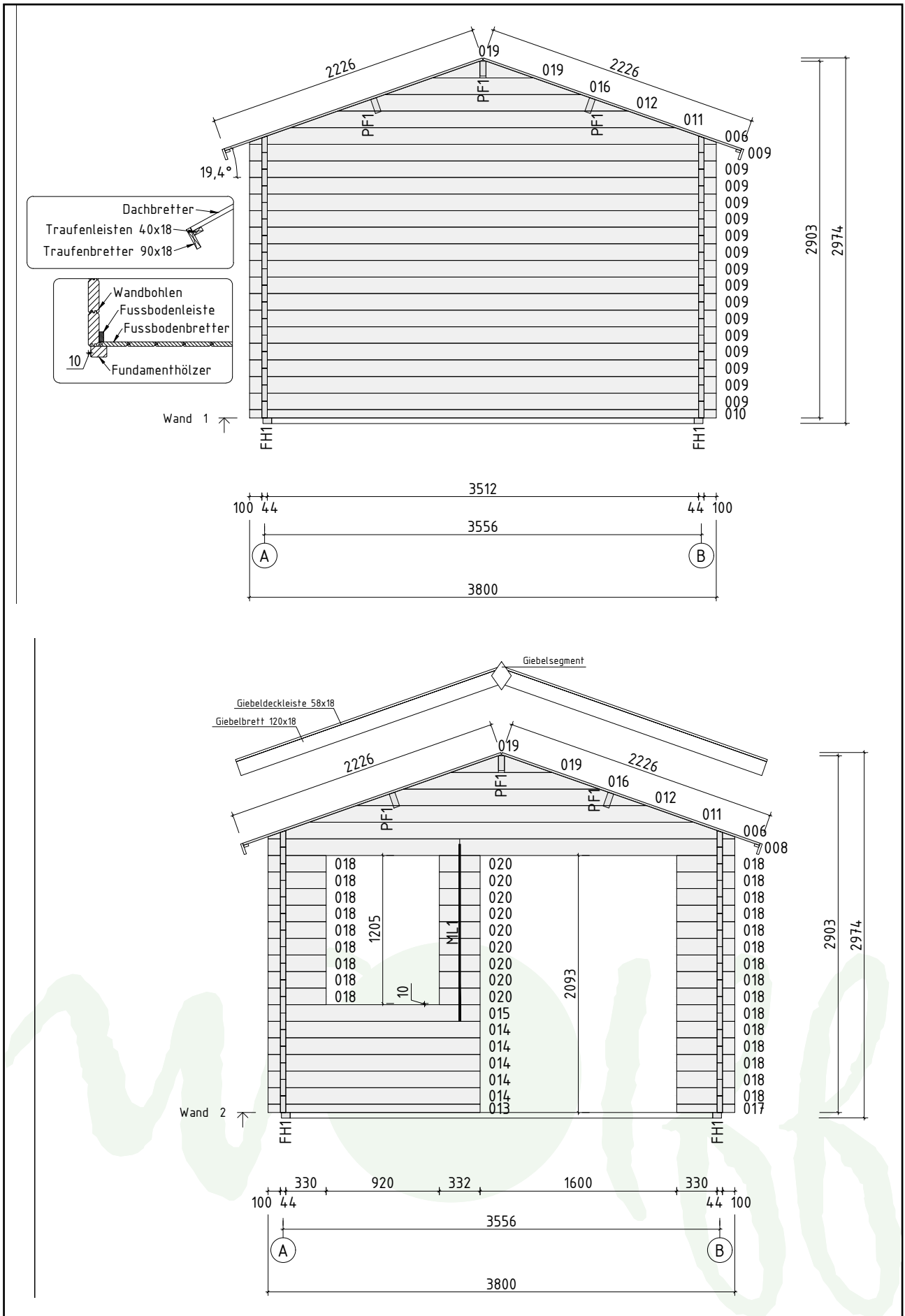
# Teileliste 3

## Lisa 44-B XL

Pos		Stck	Profil (mm)	Länge (mm)
TÜR <u>Q4</u>	D4-D44R-56C-15402020	1		
	<div style="display: flex; align-items: center; justify-content: space-around;"> <div style="text-align: center;"> <p>1540 2020</p> </div> <div style="text-align: center;"> <p>L1 L2</p> </div> <div style="text-align: left;"> <p>TU3-SH/D201-RC</p> <p>L1 18x95 L=1780mm 2x L2 18x95 L=2020mm 4x ✓</p> <p>DIN rechts</p> </div> </div>			
	✓ - bitte selber anpassen (falls nötig!)			

# Wandplan 1 und 2

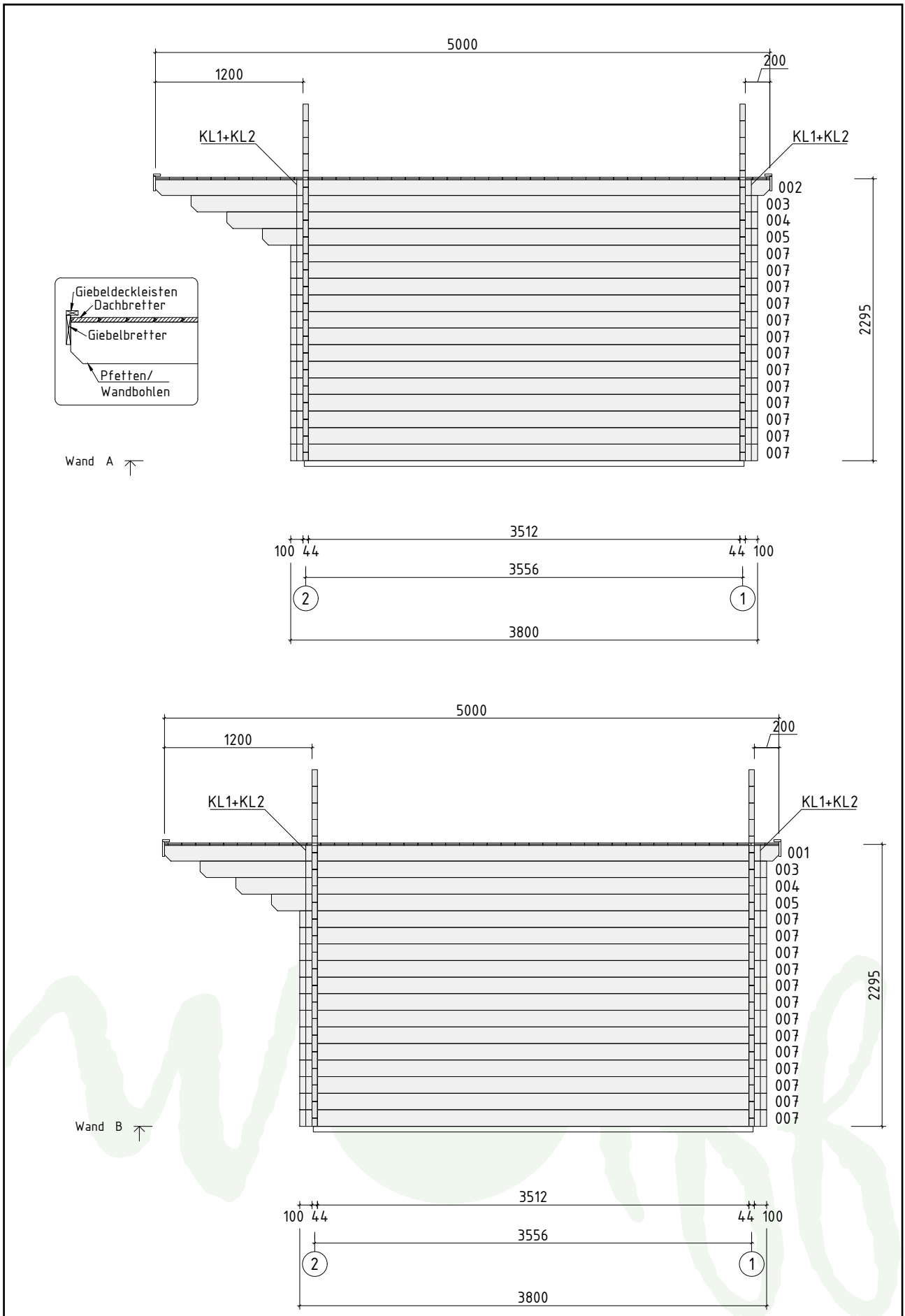
## Lisa 44-B XL





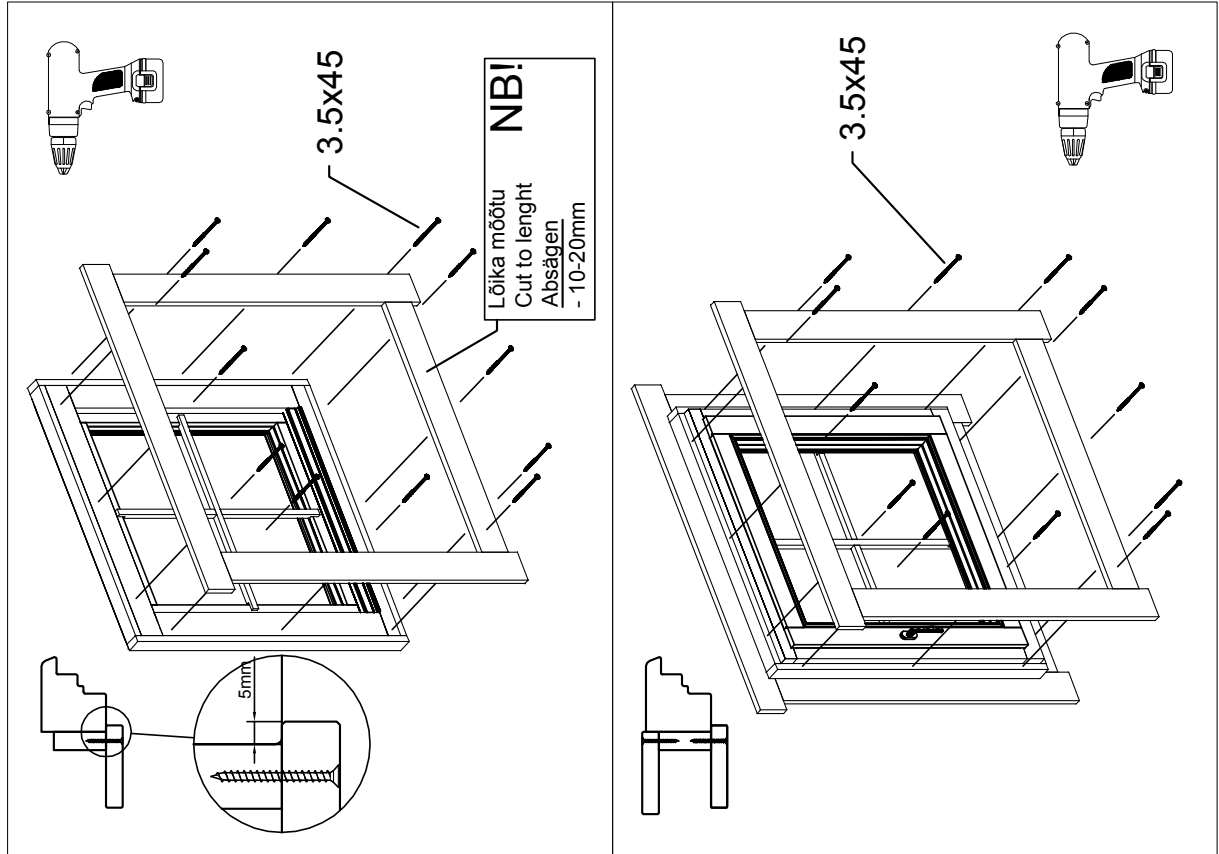
# Wandplan A und B

## Lisa 44-B XL

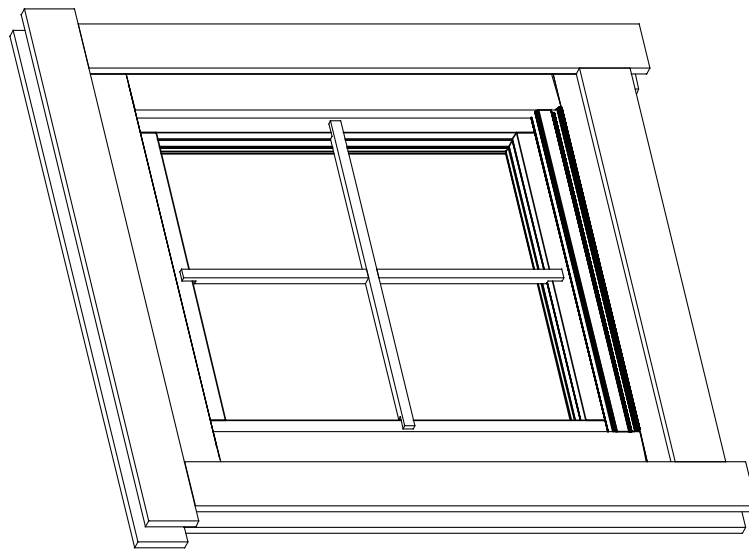


# Details

## Lisa 44-B XL



Akna tüüp / Fenster typ / Window type - A68  
(GH+ / SH)




# Details

## Lisa 44-B XL

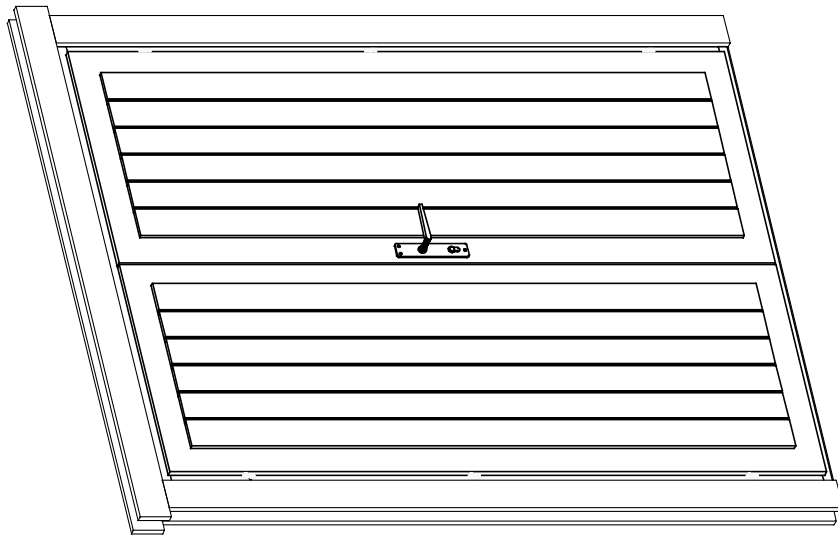


4.5x90



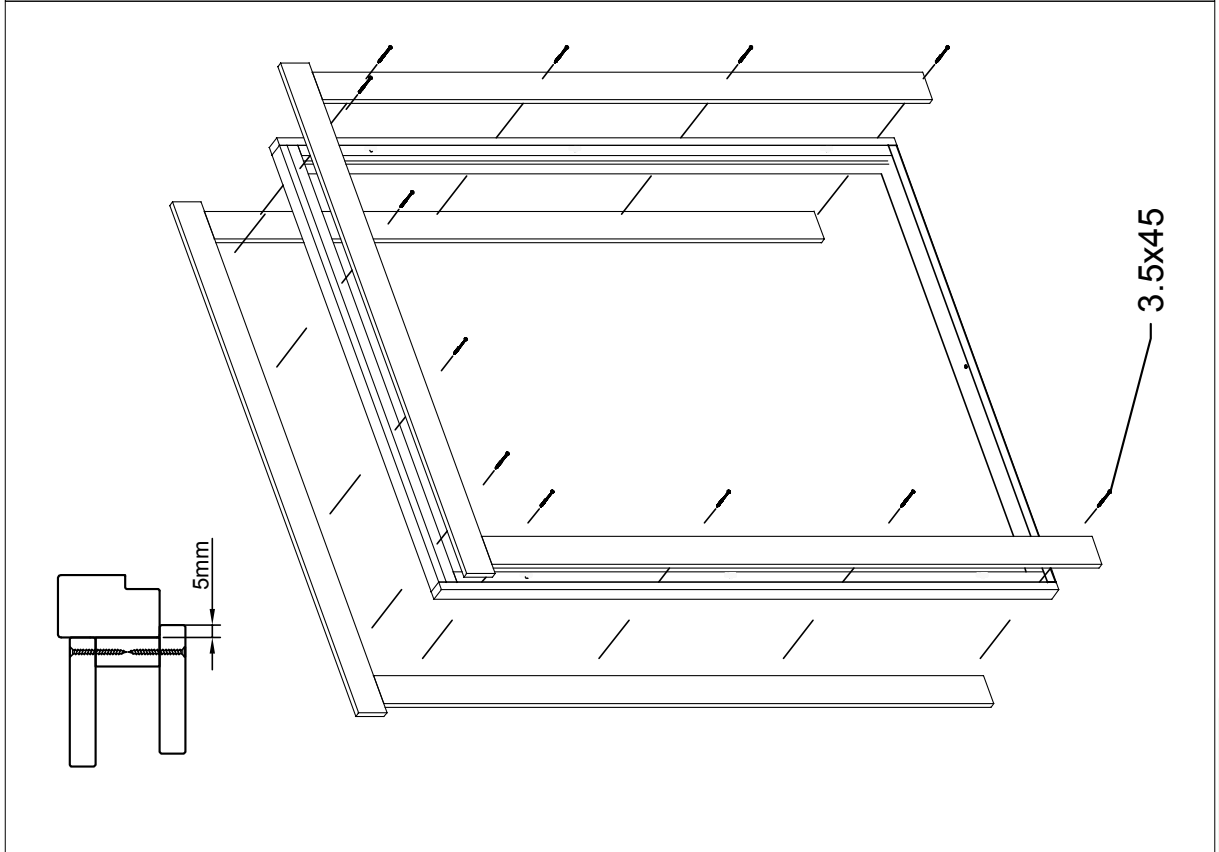
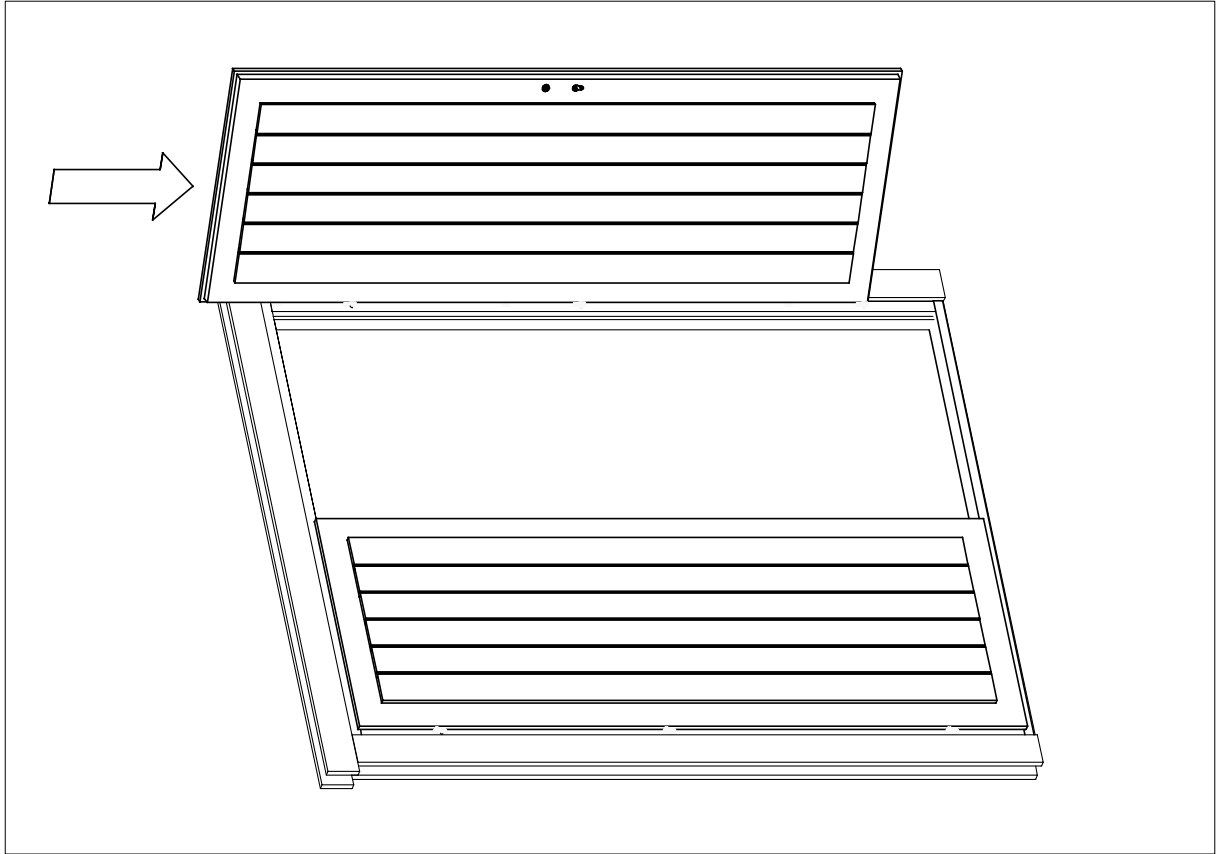
4.5x90

Ukse montaaž / Tür montage / Door assembly  
(GH+ / SH)



# Details

## Lisa 44-B XL



# Details

## Lisa 44-B XL

